MEDEN INMED

PROFESSIONAL MEDICAL ENGINEERING



Physiotherapy

2026/2027

Contains products of:

Technomex

MEDEN GROUP

This catalogue contains information on, among other things, medical devices that should be handled by qualified medical personnel and used in accordance with the instructions for use or the label.

CONTENTS

Rehabilitation & Diagnostics in Virtual Reality 2
X-Visio Basic 3
X-Cogni 4
Capri 5

Force Plates 6
Alfa 7
Gamma 8
Sigma 9

Functional training with elastic resistance devices 10
Jupiter 11
Telko 12
Mini Tensor 13
Cubito 14
Vectis 15
Vectis Mini 16
VAST.Rehab 17

End effector gait robot
G-EO 19

Cryotherapy
Froozer 27

Rehabilitation & Diagnostics in Virtual Reality

Scan to see product presentation

ACX.Rehab is a concept of modern rehabilitation and diagnostics in Virtual Reality combining proven classical methods with the possibilities of modern technology.



Evidence based medicine:

- Management of rehabilitation process (from test to training)
- Automatic tracking of patient progres
- Reliable and objective indicators for many areas of training
- Reports based on performance and received data
- Evaluation and research capabilities

Goals / benefits:

- Improved posture, sense of balance and reeducation of proprioception
- Increased range of motion, strength, endurance and muscle coordination
- Better hand-eye coordination and upper extremities motor control
- Reeducation of cognitive functions, memory and problem solving
- Possibility to work with multiple patient simultaneously with high precision and individually planned training
- Heart rate monitoring (with Bluetooth sensors)

Medical products:

- Force plates for balance, load distribution and proprioceptive training
- Devices for functional training of extremities with elastic resistance
- Upper extremities therapy for: hand motor control and cognitive function training

Virtual reality software:

- Real time biofeedback increasing patient's motivation to participate in the rehabilitation process
- Daily support for the therapist: less time lost filling documents, improving focusing on the patient
- Integration of all patient records (automatically collected results of tests and rehabiltation exercises) in one database
- Therapeutic tasks and programs, templates targeted at functional movement precision, divided attention, memory, cognitive functions
- Fast and easy adaptation of the exercise difficulty level to the current needs of the patient

X-Visio Basic

Interdisciplinary therapy using virtual reality

Scan to see product presentation









X-Visio Basic is a certified system providing exercises in virtual reality with scientifically proven effectiveness in supporting people with depression, anxiety and chronic stress.

Features:

- Safe and virtual enviornment for motor and cognitive therapy
- Exercising of one or more patients simultaneously (version PRO - possibility to expand the set with another VR headset) under constant real-time monitoring
- Offline operation - the system does not require an internet connection
- The ability to continue exercising at home

Benefits:

- Treatment of nervous system diseases
- Prevention and support for the treatment of patients with mental disorders - (depression, anxiety, emotional tension and overload)
- Ignore unpleasant or painful medical procedures
- Reduction of anxiety or emotional tension

X-Visio Basic is a tool supporting:

- Physiotherapists
- Occupational therapists
- Psychologists and psychoterapists
- Neuropsychologists

Who is it for?

- Geriatric patients
- Adults with diseases like neurological strokes and brain injuries, Parkinson's disease, multiple scelrosis, etc.
- Adults with orthopedic conditions

X-Cogni

Upper extremities

Scan to see product presentation



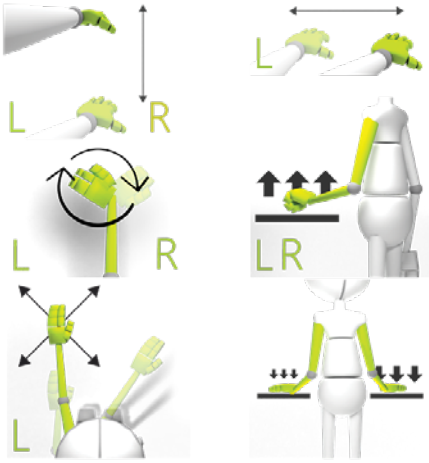

X-Cogni is a therapeutic device for motor reeducation of upper extremities and eye - hand coordination and cognitive disorders training. Active, repeated exercises help to regain lost functionality, afferent and efferent stimulation. It is typically used in occupational therapy and physiotherapy as therapeutic support, enhancement and intensification of the therapy.

Features:

- Evaluation of patient's capabilities and preparation of individual training: GOonGO, strength test, precision test and dynamic tests
- Capable of working with active movement in space, rotation and push-pull mode
- Touchscreen compatible with tools for different grips (cylindric and pinch) and daily activities (cup)
- Sensitive but resistant touch screen
- Easy adjustment of height and tilt of the table allows to work with different ages and needs
- Stable construction and safety (sensor to detect obstacles with height changes)
- Virtual reality supporting patient motivation and improving the therapeutic progress
- Therapy of cognitive disorders: divided attention, memory, problem solving, etc.
- Templates for testing and training programs
- Ability to create user exercises with integrated real-time biofeedback



Benefits:

- Improved cognitive abilities
- Improved movement and eye-hand precision
- Increased muscle strength and coordination

Capri

Upper extremities

Scan to see product presentation



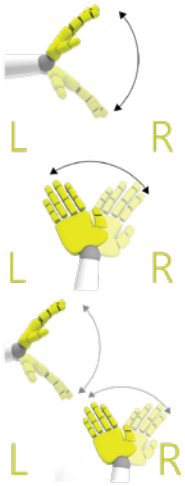

Capri is a small and portable therapeutic device that can be used for the rehabilitation of patients suffering from dysfunctions of hand control, accuracy, motor and movement coordination of the hand. Capri system is typically used in occupational therapy and physiotherapy as therapeutic support, enhancement and intensification.It is a technologically advanced commitment for conventional forms of hand therapy.

Features:

- Range of motion, strength and proprioception training
- Exercises in one or two planes
- Diffrent grips to enhance hand function
- Straps for the hand to secure the position on the device
- Virtual reality supporting patient motivation and faster therapeutic progress
- Therapy of cognitive disorders: divided attention, memory problem solving, etc.
  Templates for testing and training programs
- Ability to create user exercises with integrated real-time biofeedback





Benefits:

- Better hand control and accuracy
- Improved motor and movement coordination of the hand
- Proprioceptive reeducation

*** Ask about using CAPRI in home rehabilitation**

Force Plates

Balance evaluation and training devices

Scan to see product presentation



Safety and efficiency

- Reeducation of posture, balance and load distribution
- For all therapy phases: from acute phase to sport training
- Exercises in different positions, on stable or unstable surfaces

Evidence based medicine - evaluation of the patient before and after therapy

- Analysis of static and dynamic parameters related to balance, on stable and unstable surfaces
- Installed test templates and training protocols with possibility to create and store self-made programs
- Fast and simple information for the therapist about trends in the therapy of the patient

For Whom?

Patients with:

neurological problems like: stroke, Parkinson disease, cerebellum diseases, peripheral neuropathy, epilepsy, etc.

Alfa

Stabilometric platform

Scan to see product presentation





Alfa is a stabilometric platform that allows both: balance assesment and training of neurological and orthopedic patients. This device improves the performance of the patients. Additionally, it accelerates recovery after lower extremity fractures, sprains, endoprosthesis surgery or amputations of lower limbs. Training on the platform provides stimulation of the musculoskeletal and nervous systems primarly, responsible among others for balance control.

Features:

- Analysis of the center of pressure (COP) during tests and training
- Evaluation of static and dynamic parameters involved in maintaining balance on a stable surface
- Romberg and Unterberger test
- Virtual reality supporting patient motivation and therapeutic progress
- Therapy of cognitive disorders: divided attention, memory, and problem solving
- Templates for testing and training programs
- Ability to create user exercises with integrated real-time biofeedback



Gamma

Dynamometric platform

Scan to see product presentation



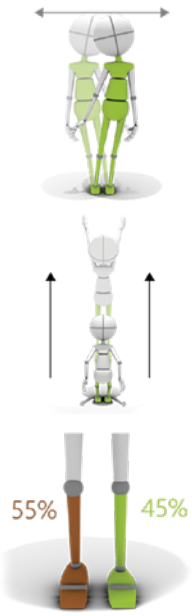

Gamma is a modern two-plate dynamographic platform that enables testing and training of neurological and orthopedic patients. Gamma provides professional training for patients and athletes with difficulties with body balance and coorination. Its key advantage is the possibility to freely accomodate the plates to the particular needs of the patient.

Features:

- Analysis of load distribution in the vertical axis
- Evaluation and training of static load distribution
- Dynamic movement test and training: jumping, stepping, squats, sit to stand, etc.
- Extensive data analysis capabilities
- Virtual reality supporting patient motivation and improving the therapeutic progress
- Therapy of cognitive disorders like: divided attention, memory, problem solving, etc.
- Templates for testing and training programs
- Ability to create user exercises with integrated real-time biofeedback



Sigma

Balance platform

Scan to see product presentation





Sigma is a device for therapy of balance and proprioception on unstable surfaces. It is possible to train in standing and sitting position. Sigma is designed for training different groups of people, from sportsmen to patients on weheelchairs.

Features:

- Classic proprioceptive training
- Active balance and stability evaluation
- Exercises in one or two planes
- Exercises in standing (both or single leg) or sitting (pelvis or feet)
- Unilateral and bilateral exercises of the lower or upper limbs
- Virtual reality supporting patient motivation and improving the therapeutic progress
- Therapy of cognitive disorders: divided attention, memory, problem solving, etc.
- Templates for testing and training programs
- Ability to create user exercises with integrated real-time biofeedback



*PODIUM WITH HANDRAILS IS AN ADDITIONAL ACCESSORY

FUNCTIONAL TRAINING WITH ELASTIC RESISTANCE DEVICES

Therapy for neuromuscular disabilities



Features:

- Devices for training upper and lower extremities
- Evaluation of range of motion, maximal strength and movement accuracy
- Safe type of resistance - increases proportionally to the range of motion (slight resistance in the initial phase of the movement, evenly increasing in subsequent phases of the exercise)
- Exercises performed in closed or open kinematic chain
- Dynamic and static exercises
- Concentric, eccentric, isometric and plyometric training with crucial parameters adjusted by the therapist
- For all therapy phases: from early rehabilitation to advanced training
- Implemented test templates and training
- Implemented test templates and training protocols with possibility to create and store self-made programs
- Provides fast and simple data for therapist regarding trends in therapy of the patient

For Whom?

- Patients with neurological problems (eg. Stroke, Parkinson disease, cerebellum diseases, perpheral neuropathy, epilepsy, etc.)
- Patients with Orthopedical disorders (injuries, fractures, traumas, osteoarthritis, spine, lower extremities and pelvis disorders)
- Children
- Elderly people
- Post-injury atheltes returning to their sport
- Cardiological patients

Why?

- Strength, endurance, range of motion and coordination training
- Improved joint stabilization through proprioceptive reeducation
- Better muscle coordination and joints stability
- Improve cognitive abilities

Jupiter

Lower extremities

Scan to see product presentation





Jupiter is designed for efficient rehabilitation of the knee joint. Device works in open kinematic chain which is focused on specific, isolated exercises of agonist and synergistic muscles (biceps and hamstring muscles) of lower extremities.

Features:

- Evaluation and training of range of motion
- Evaluation of maximal strength
- Dynamic and isometric exrcises
- Comparison of flexor and extensor muscle strength and left to right leg parameters
- Virtual reality supporting patient motivation and improving the therapeutic progress
- Therapy of cognitive disorders: divided attention, memory, problem solving, etc.
- Templates for testing and training programs
- Ability to create user exercises with integrated real-time biofeedback

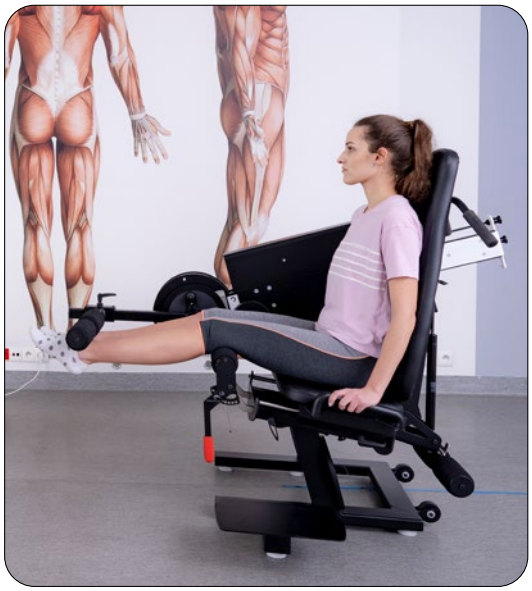

Benefits:

- Increased range of motion through active movements
- Increased muscle strength and endurance
- Improved stabilization of joints by proprioceptive reeducation
- Improved muscle coordination
- Balanced effort between flexors and extensors

Telko

Lower extremities

Scan to see product presentation



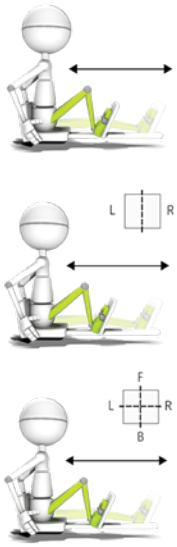

Telko is used for the rehabilitation and training of the lower extremities in a closed kinematic chain. focusing the therapy on functional movements, joint stability, coordination and dynamic neuromuscular control. Telko allows to work multi-joint (hip, knee, ankles). The Device has integrated in the footrest a two-plate dynamographic platform that extends the training with load distribution and coordination exercises for the hip, knee, and ankles.

Features:

- Evaluation and training of range of motion
- Dynamic and isometric exercises
- Evaluation and training of load distributionw
- Possibility to work with one or two legs

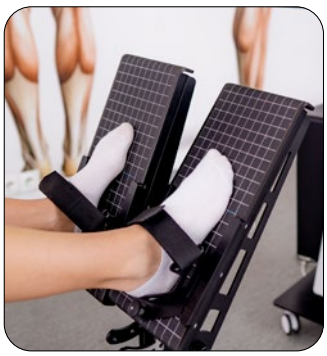

Benefits:

- Increased range of motion through active movements
- Greater muscle strength and endurance
- Improved stabilization of joints by proprioceptive reeducation
- Enhanced muslce coordination
- Load distribution training in sitting position (for acute patients)

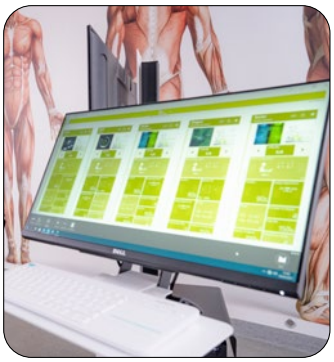

Mini Tensor

Lower and upper extremities

Scan to see product presentation



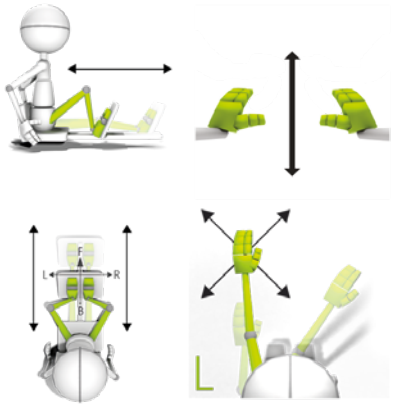

Mini Tensor is a small, portable and multifunctional device for therapy of the trunk, lower and upper extremities in closed kinematic chain.

Features:

- Measurement of the range of motion and strength
- Dynamic exercises: concentric and eccentric
- Possibility to work unilaterally or bilaterally
- Ability to exercise in multiple positions



Benefits:

- Increased range of motion through active movements
- Increased muscle strength and endurance
- Improved stabilization of joints by proprioceptive reeducation
- Improved muscle coordination

Cubito

Upper extremities

Scan to see product presentation





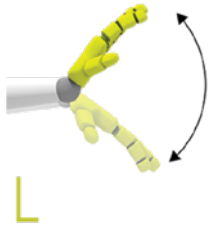



Cubito is used for the rehabilitation and training of the forearm and wrist. It is designed to work with elastic resistance elements. Their most important advantage is to generating a slight resistance in the initial phase of the movement, evenly increasing in subsequent phases of the exercise.

Features:

- Evaluation and training of range of motion
- Dynamic exercises and movement coordination
- Virtual reality supporting patient motivation and faster therapeutic progress
- Therapy of cognitive disorders like: divided attention, memory and problem solving
- Templates for testing and training programs
- Ability to create user exercises with integrated real-time biofeedback



Benefits:

- Increased range of motion through active movements
- Increased muscle strength and endurance
- Improved stabilization of joints by proprioceptive reeducation
- Improved muscle coordination



Vectis

Upper extremities

Scan to see product presentation



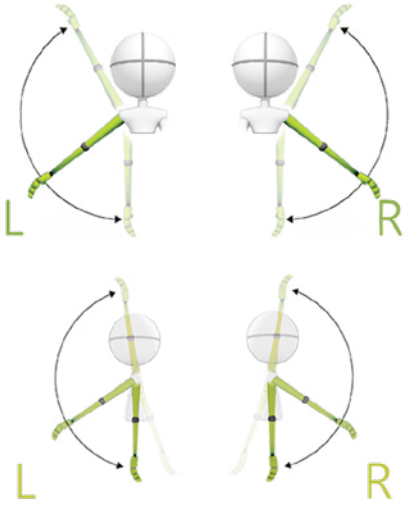

Vectis is designed for an enhanced rehabilitation of the shoulder joint. It works in open kinematic chain which focuses on specific, isolated exercises of agonist and synergistic muscles of upper extremities. It is used for therapy of frozen shoulder, osteoarthritis, tendon or ligament inflammations and rotator cuff dysfunctions.

Features:

- Evaluation and training of range of motion
- Evaluation of maximal strength
- Dynamic and isometric exrcises
- Comparison of flexor and extensor muscle strength and left to right arm parameters
- Virtual reality supporting patient motivation and faster therapeutic progress
- Therapy of cognitive disorders such as: divided attention, memory and problem solving
- Templates for testing and training programs
- Ability to create user exercises with integrated real-time biofeedback



Benefits:

- Increased range of motion through active movements
- Increased muscle strength and endurance
- Improved stabilization of joints by proprioceptive reeducation
- Improved muscle coordination

Vectis Mini

Upper extremities

Scan to see product presentation







Vectis Mini is used for the rehabilitation and training of the shoulder joints. It is used for therapy of rotator cuff dysfunctions, frozen shoulder, osteoarthritis and tendon or ligament inflammations.

Features:

- Evaluation and training of range of motion
- Dynamic exercises and movement coordination
- Virtual reality supporting patient motivation and faster therapeutic progress
- Therapy of cognitive disorders such as: divided attention, memory and problem solving
- Templates for testing and training programs
- Ability to create user exercises with integrated real-time biofeedback
- Ability to adapt the level of difficulty of the exercises to the current needs of the patient



Benefits:

- Increased range of motion through active movements
- Increased muscle strength and endurance
- Improved stabilization of the joints by proprioceptive reeducation
- Improved muscle coordination

VAST.Rehab full body tracking

VAST.Rehab full body tracking is the perfect example of modern technology allowing physiotherapists to work with any group of patients. Depth cameras allows accurate full body motion capture in real time without the need to attach any sensors to the body of the patient. The software works with patients in starting positions and patients in specific movements, engaging selected body segments, in many starting position.



Enhance postural control and stability through targeted virtual reality exercises that challenge and develop dynamic balance.



Strengthen memory and recall abilities with engaging virtual exercises that challenge patients to remember and reproduce sequences, patterns, or locations.



Build muscle strength and endurance with progressive resistance exercises tailored to each patient's ability and exercise goals.



Improve the patients attention span and ocus through interactive virtual tasks that require sustained concentration and selective attention.



Increase joint mobility and flexibility through guided stretching and range-of-motion exercises in immersive virtual environments.



Enhance decision-making, planning and organization skills with virtual exercises that simulate complex, real-life situations.



Improve walking patterns and functional mobility with specialized virtual reality therapy that simulate real-world situations and provide immediate feedback.



Foster critical thinking and problem-solving abilities with virtual tasks that require patients to analyze and evaluate information, make decisions, and overcome obstacles.



Develop and improvef fine and gross motor skills through engaging virtual reality exercises that challenge and enhance hand-eye coordination and whole-body movement.



Develop spatial orientation and navigation skills through the immersive experience of virtual environments that challenge patients to navigate and interact with their surroundings.



G-EO

Robotic-assisted gait therapy

Scan to see product presentation



G-EO System is an advanced robotic-assisted gait therapy device based on the end-effector principle. It simplifies therapists' work, reduces physical strain, and supports a wide range of patients with limited movement.

A 2012 clinical study (Hesse et al.) demonstrated that patients receiving robot-assisted therapy improved twice as much in walking and stair-climbing ability compared to standard physiotherapy alone. Remarkably, 7 out of 15 patients achieved independent walking and stair climbing after just 4 weeks, versus only 1 out of 15 in the control group. These benefits remained over time, confirming the long-term effectiveness of the therapy.

G-EO ensures correct hip and body positioning, a key factor for lasting neurological gait rehabilitation.

It integrates:

- Mechanical torso and hip control in three planes frontal, transverse, sagittal). Adjustable in real time via a touchscreen GUI.
- Mechanical knee braces for knee stability.
- Functional Electrical Stimulation (FES) targeted at affected muscles with precise activation timing during the gait cycle.



Customizable therapy settings include:

- Step length
- Height & speed
- Cadence,
- 3D body positioning,
- 6 activity modes,
- 3 different modules,
- Dorsal flexion,
- Plantar flexion.



Technomex - a passion for robotic-assisted gait therapy

Technomex Meden Group is a Polish company with many years of experience in the medical and rehabilitation industry. It specializes in designing and manufacturing innovative devices for movement therapy, hydrotherapy, and neurological and orthopedic rehabilitation. Technomex equipment is used in hospitals, rehabilitation centers, and private clinics worldwide The G-EO range of systems, which is based on the end-effector principle, simplifies the work of therapists, reduces the load on the body, and supports a broad and diverse spectrum of patients with limited movement and capability.

“Who wants to relearn walking, has to walk.”

Prof. Dr. Stefan Hesse (1960-2016)

- Former Head of the Neurology Department at the Rehabilitation Clinic, Medical Park, Berlin
- Founding member of Reha Technology AG

Study: Mehrholz, J. et al «Electromechanical-assisted training for walking after stroke.» Cochrane Database Syst Rev. 2013 Jul 25;7 The Cochrane Library 2013, Issue 7 (2)

One in 7 after stroke

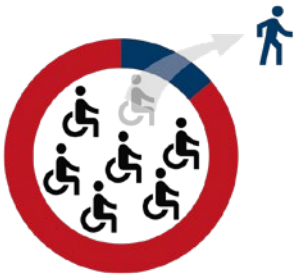

Robotic-assisted gait therapy is an end-effector method in the rehabilitation of neurological and orthopedic patients. Technology has evolved significantly over the last few years in collaboration with leading clinics and universities. Today, robotic-assisted therapy is indispensible in neurological rehabilitation. Countless studies have verified the clinical evidence of the effectiveness of end-effector-based gait therapy in comparison with conventional therapy.

The use of gait trainers in clinics and practices has significantly increased the economy and efficiency of gait rehabilitation, eased the physical workload of therapists and helped patients to begin walking independently in a more effective and targeted way. The Technomex G-EO gait trainer enables a wide variety of neurological pathologies to be treated very early on in a performance-related manner.



G-EO - reduce to the max

Individual and Automateded

- Gait settings such as step length, step height and ankle alignment without interrupting the ongoing therapy session.
- Motorized and automatic weight support forup to 200 kg (440 lb) - dynamic and static.
- Hip control mechanically active, with back pad.

Evaluating the therapy - high intensity, short times & reproducible

Neurological rehabilitation must be customized and tailored to individual patients with the correct intensity. To ensure a long-lasting, successful course of therapy, it is important to perform movements with a high level of repetition, for a specific task, and in a physiologically correct way. Technomex G-EO performs a key function precisely for this targeted, early and intensive therapy. The robotic-assisted gait trainer simplifies and enhances both the course of therapy for therapists, as well as the therapy process as a whole. The patient, the therapist, and the field of therapy as a whole all enjoy hugebenefits. The physical workload of therapists is minimized through the use of robotic-assisted gait therapy. The therapist can focus on the patient and the therapy in a more precise and targeted way. This improvement to the therapy leaves more time for monitoring and informing the patient, which in turn leads to an important positive increase in both the intrinsic and extrinsic motivation of patients and therapists.



Efficiency comparison of robotic-assisted therapy
versus conventional therapy

Study: Hesse, S. et al «Robot-Assisted Practice of Gait and Stair Climbing in Non-Ambulatory Stroke Patients.» JRRD Volume 49, Number 4, 2012, p. 613-622

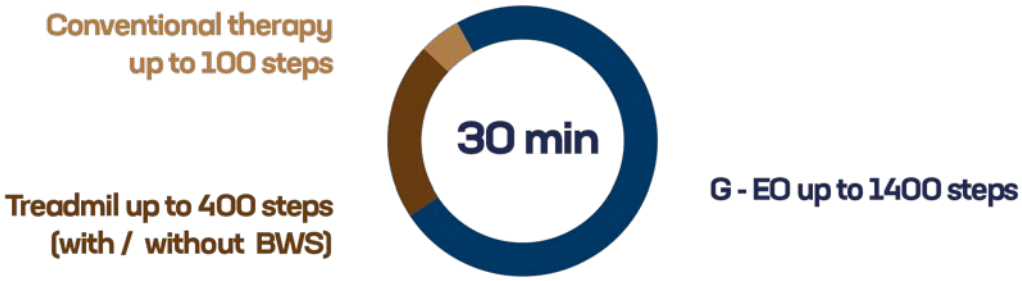

Therapy comparison with regard to number of steps
Study: Moseley, et al. 2005; Hesse, et al. 2012

Controlling the body position is another important factor for successful, long-lasting neurological gait rehabilitation. The G-EO gait trainer has a mechanical torso and hip control which operates on three planes - frontal, transverse and sagittal. The therapist can thus control the patient's body position, and also the natural knee and hip extension. The movement of the hips and torso can also be adjusted optimally to the patient at any time without interrupting the therapy via the graphical user interface.

- Motorized weight support
- Plus/minus 0-5 cm; dynamic/static
- Progression through the precise representation of the weight support
- Customized hip and torso guidance, right/left +/- 15 cm; dynamic/static
- Continuous, static setting of the body position, anterior/posterior



The positioning of the footplates at the same level as the patient's feet allows optimal access.

End-effector principle - short patient setup time

The G-EO gait trainer with its end-effector principle represents asignificant reduction in workload for therapists. Guidance of the affected limb requires only distal securing–in this case, the feet. There are no complicated setup and adjustment steps with theaverage setup time for a patient being around five minutes. In device--based gait rehabilitation, this represents an essential factor in an efficient course of therapy. The patient can begin his/her therapy quickly, avoiding lengthy setup procedures. The therapist's physical workload is reduced, leaving more time for effective therapy and allowing more patients to be treated in a day.

Natural gait pattern -

Continuously adjusted during therapy G-EO supports patients by providing a simulation of physiological gait pattern and muscle activation. Various gait settings can be changed without interrupting the therapy and allow the gait pattern to be customized in accordance with the clinical image of the patient.

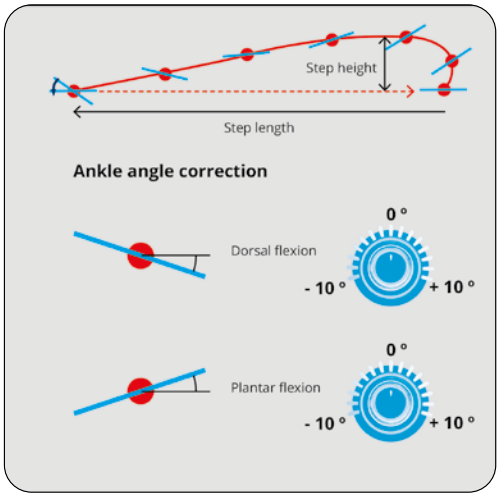

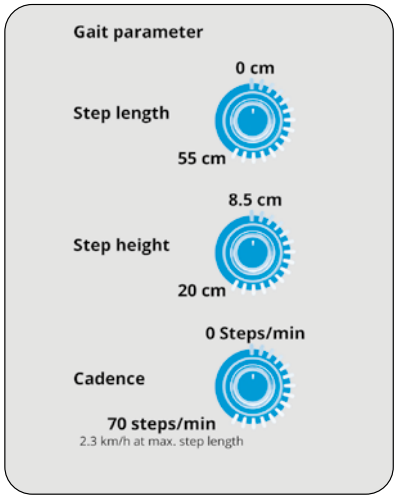

Modularity -

expending the range of applications

The modular nature of Technomex G-EO gait trainer supports therapists and the therapy process as a whole by customizing the therapy goals and expanding the patient population.

The range of applications is broad and diverse:

- Stroke
- Parkinson's disease
- Multiple sclerosis
- Spinal cord injuries
- Traumatic brain injury
- Cerebral Palsy
- Orthopedic and trauma surgery.





Mechanical knee brace -

for improved knee stability

The knee brace provides for stable guidance of the knee and ankle joints. For patients with severely limited to no knee control (FAC 0 to 1), the mechanical knee brace is the perfect aid for targeted gait therapy. The knee brace guides the patient in a physiologically correct gait pattern. The therapist can thus focus on other important therapy-related priorities, such as their patient's hip and torso control.

Functional electrical stimulation -

for additional neuromuscular activity

Functional electrical stimulation (FES) can be perfectly combined and synchronized with robotic-assisted gait therapy. It targets affected muscle groups and supports their activation at the appropriate time in the gait cycle. The patient benefits from a better therapeutic experience.

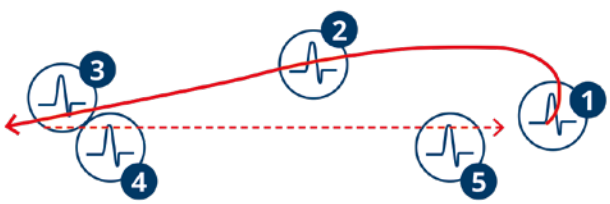



GAIT MODES



Walking of flat surfaces - forward and backward



Walking on sloping surfaces - uphill and downhill



Walking on stairs - stair ascent and chair descent

ACTIVITY MODES

Passive - the device performs the movement, simulating the walking cycle

Assisted - the patient initiates the movement, while the device provides support.

Active - the patient performs the movement independently, with optional resistance.

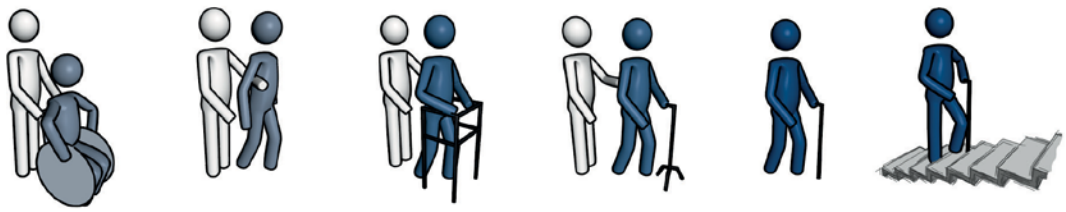

BIOFEEDBACK

During therapy using the G-EO system, both the physical therapist and the patient receive real-time feedback.

Feedback for the physiotherapist:

- Distance covered
- Achieved speed
- Therapy duration
- Number of steps / stairs climbed
- Patient activity graph

Feedback for the patient:

- Activity displayed as a colored circular chart
- Number of steps / stairs climbed
- Therapy duration
- Load distribution on different areas of the feet

SMART SENSORS IN BASES

G-EO footrests are equipped with four intelligent pressure sensors that allow both the patient and the therapist to monitor the force exerted during movement initiation.



Specifications

Weight	800 kg (1760lb)
Power supply	230V
Max. speed	2.3 km/h (1.43mi/h)
Max. cadence	70 steps/min.
Max. step length	55 cm (22in)
Step height	8,5 - 20 CM
Ankle angle correction	-10 °/ +10 °
Torso guidance	+ / - 15 cm (60in)
Weight support	up to 200kg (440 lbs)
Patient height (min./max.)	90 - 200 CM

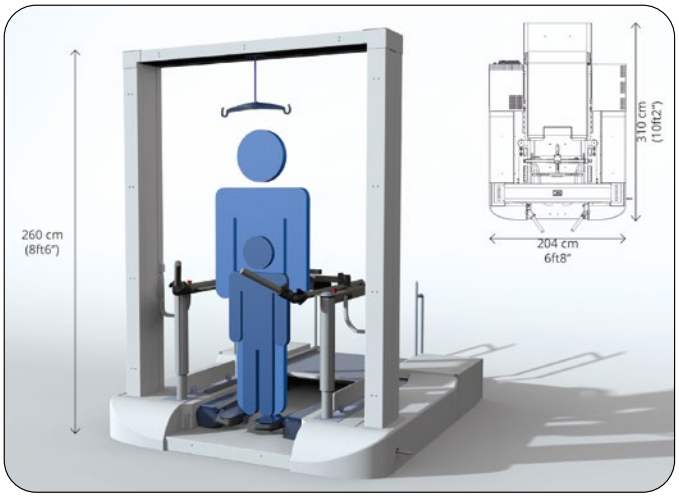

G-eo | Compare variant versions

PARAMETER		G-EO	G-EOs
Natural gait pattern - parameterized		✓	✓
Pelvic control module		✓	✓
6 activity modes	forward walking	✓	✓
	backward walking	✓	✓
	stair ascent	optional*	✓
	stair descent	optional*	✓
	uphill walking	optional*	✓
	downhill walking	optional*	✓
Operation modes: (passive / assisted / active / active with resistance)		passive / active mode (with resistance function) Optionally assisted	passive / assisted / active mode (with resistance function)
Functional Electrical Stimulation (FES) module		optional*	optional*
Mechanical knee brace - adult		optional*	optional*
Mechanical knee brace - pediatric		optional*	optional*
Visual scenario module - movable		optional*	optional*
Visual scenario module - wall-mounted		optional*	optional*
Patient database management module		✓	✓
Research module		optional*	optional*
Noise and vibration damping mat		optional*	optional*
Pediatric module - for patients from 90 cm height		optional*	optional*

***To upgrade your current version and retrofit your equipment, please contact us.**

FROOZER

Cryotherapy with liqid nitrogen

Scan to see product presentation





Froozer device allows the local cooling of the body of the patient by contact with the cold vapor stream of nitrogen at -160 ° C. It is equipped with a touch screen for easy and fast operation. Cold nitrogen vapor stream is directed to the skin of the patient using a flexible. Liquid nitrogen is stored in a special 30-liter container. Device can be upgraded with a replacement bottle, allowing uninterrupted therapy.

Features:

- Maximum temperature of the vapour stream -160°C.
- 5 blower intensity adjustment steps.
- Consumption of nitrogen from 3 to 10 kg/h (continuous operation, depending on intensity of flow).
- Proper operation beep every 30 seconds.
- Acoustic signaling by the end of treatment.
- Transportation chassis with lockable wheels.
- Base of pre-set therapeutic programs.
- Simple menu.



Benefits:

- Ireduction of edema.
- Pain relief.
- Active inflammation reduction.
- Decrease of muscle tension.
- Intensification of hormones, endorphin.
- Local hyperaemia of cooled area.
- Shorter recovery time after injuries, bruises.
- Acceleration of skin healing without infection and scarring.



How to order easily



European markets

Kamilla Modzelewska
Vice President

km@meden.com.pl
+48 602 668 002



North/South America, Africa, Ireland, GB

Tomasz Górecki
Key Account Manager

tgorecki@meden.com.pl
+48 601 646 866



France, French-speaking Africa

Renata Bryła
International Sales Manager

rbryla@meden.com.pl
+48 573 893 795



Australia, Asia and Middle East, Egypt, Slovakia, Czech Republic

Mariusz Rubik
Key Account Specialist & Training Consultant

mrubik@meden.com.pl
+48 690 266 543



CIS region, Ukraine, Georgia, Lithuania, Latvia, Estonia

Oksana Ardan
Key Account Specialist

oardan@meden.com.pl
+48 607 566 302



Mateusz Baranowski
Training Consultant

mbaranowski@meden.com.pl
+48 663 152 888



Aleksander Kotulecki
International Business Development Manager

akotulecki@meden.com.pl
+48 694 484 407



Diego Morales
International Business Development Specialist

dmorales@meden.com.pl
+48 506 547 150

MEDEN INMED
PROFESSIONAL MEDICAL ENGINEERING

Meden-Inmed
2 Wenedów Street, 75-847 Koszalin, Poland

Phone: +48 94 344 90 50, +48 94 347 10 40
Fax: +48 94 347 10 41

international@meden.com.pl

technomex.eu
en.meden.com.pl

We deliver our equipment to more than 100 countries around the world:

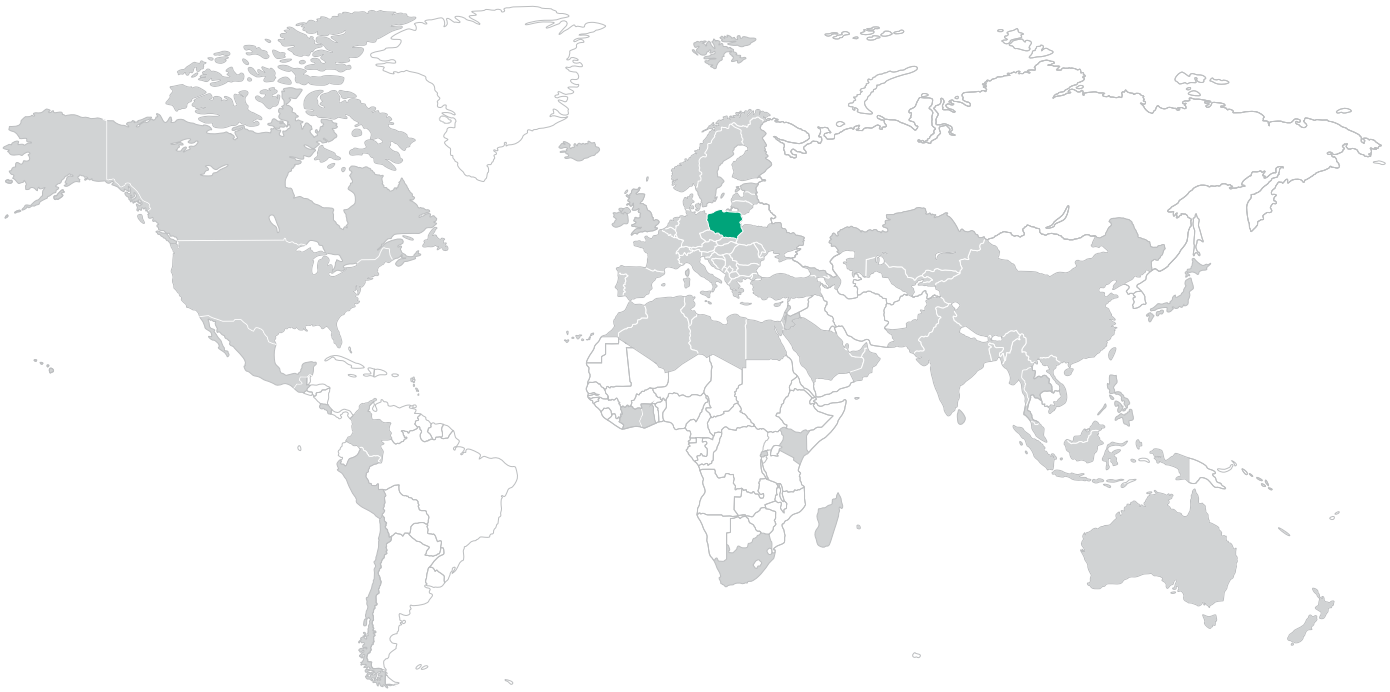

Follow us:

Management System EN ISO 13485:2016 +AC:2018+A11:2021
TÜVRheinland CERTIFIED
www.tuv.com ID 0000073249

2026-08-12 / Wer.1